

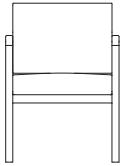
Price List Effective Dates:
 Pricing 10.03.22
 Revisions 11.18.22



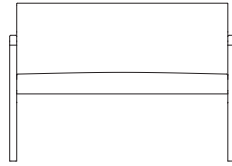
▶ See page

Statement of Line	TW.2
Pricing	TW.3
Guest	TW.3
Patient	TW.4
Bariatric	TW.4
Surface Materials	TW.5
Finishes	TW.5
Upholstery	TW.6


Table of Contents	➤ See page TW.1
Statement of Line	TW.2
Pricing	TW.3
Surface Materials	TW.5




Guest Chair
➤ See page TW.3 to specify.



Guest Settee
➤ See page TW.3 to specify.



Patient Chair
➤ See page TW.4 to specify.



Bariatric Chair
➤ See page TW.4 to specify.


➤ See individual pricing pages for dimensions.

TWILL™ SEATING


Guest Seating

Pricing

Table of Contents	➤ See page TW.1
Statement of Line	TW.2
Pricing	TW.3
Surface Materials	TW.5



Chair



Settee

Features

- Kiln-dried European beech frame
- Wall-saver legs
- Curved, open arms with radiused edges
- Clean-out

Options

- Moisture-barrier on the seat or seat and inside back

How to Specify

- ① Model
- ② Back fabric grade or Alliance prefix + fabric grade
- ③ Back fabric number
- ④ Seat fabric grade or Alliance prefix + fabric grade
- ⑤ Seat fabric number
- ⑥ Wood finish price group:
STD = Group 1
- ⑦ Wood finish designator
- ⑧ Moisture barrier:
X = None
MB1 = Seat (+\$154)
MB2 = Inside back and seat (+\$270)

Model	Description	In-Line Upholstery Pricing										Shipping		GSA
		1	2/COM	3/COL	4	5	6	7	L7	L8	lbs.	Cubic Feet	SIN	
KA2G1UOACO	Chair	\$2100	2213	2276	2350	2456	2561	2665	3108	3356	60.0	12.7	Pending	
KA2G2UOACO	Settee	\$3183	3457	3609	3789	4046	4302	4553	5629	6230	87.0	25.3	Pending	

Model	Alliance Program Upholstery Pricing																	
	A	B	C	D	E	F	G	H	I	J	K	L	M	N	O	P	Q	R
KA2G1UOACO	\$2265	2343	2403	2467	2534	2613	2658	2744	2815	2890	3009	3245	3396	3430	3459	3495	3531	3697
KA2G2UOACO	\$3581	3773	3920	4073	4237	4428	4537	4744	4919	5099	5389	5962	6328	6410	6481	6568	6656	7060


Description	Dimensions (Inches)								COM (Yards)				COL
	Overall			Seat			Arm		1-4"		5-11"	12-18"	Sq.
	H	W	D	H	W	D	H	Non-Dir.	Repeat	Repeat	Repeat	Feet	
Chair	33¾	24	27¾ ¹⁶	18¾	21	19⅝	27	Entire Unit	1.7	2.3	3.6	4.0	34.3
								Back	1.4	1.7	1.8	2.0	28.2
								Seat	1.1	2.2	2.3	3.0	22.7
Settee	33¾	48	27¾ ¹⁶	18¾	45	19⅝	27	Entire Unit	3.1	3.4	3.8	4.7	60.9
								Back	1.8	2.0	2.4	2.9	36.5
								Seat	1.6	2.0	2.3	3.2	31.5

TWILL™ SEATING


Patient Chair & Bariatric Chair

Pricing

Table of Contents	➤ See page TW.1
Statement of Line	TW.2
Pricing	TW.3
Surface Materials	TW.5



Patient Chair



Bariatric Chair

Features

- Kiln-dried European beech frame
- Wall-saver legs
- Curved, open arms with radiused edges
- Clean-out

Options

- Moisture-barrier on the seat or seat and inside back

How to Specify

- ① Model
- ② Back fabric grade or Alliance prefix + fabric grade
- ③ Back fabric number
- ④ Seat fabric grade or Alliance prefix + fabric grade
- ⑤ Seat fabric number
- ⑥ Wood finish price group:
STD = Group 1
- ⑦ Wood finish designator
- ⑧ Moisture barrier:
X = None
MB1 = Seat (+\$154)
MB2 = Inside back and seat (+\$270)

Model	Description	In-Line Upholstery Pricing										Shipping		GSA
		1	2/COM	3/COL	4	5	6	7	L7	L8	lbs.	Cubic Feet	SIN	
KA2P1UOACO	Patient chair	\$2234	2360	2430	2512	2631	2749	2864	3358	3635	58.0	16.1	Pending	
KA2BA1UOACO	Bariatric chair	\$2892	3032	3109	3201	3332	3462	3590	4137	4444	80.0	16.9	Pending	

Model	Alliance Program Upholstery Pricing																	
	A	B	C	D	E	F	G	H	I	J	K	L	M	N	O	P	Q	R
KA2P1UOACO	\$2417	2505	2573	2643	2718	2807	2856	2952	3032	3115	3249	3511	3680	3718	3751	3791	3831	4016
KA2BA1UOACO	\$3095	3192	3268	3345	3428	3526	3581	3688	3777	3868	4015	4307	4493	4535	4571	4616	4660	4866

Description	Dimensions (Inches)								COM (Yards)				COL
	Overall			Seat			Arm		1-4"		5-11"	12-18"	Sq.
	H	W	D	H	W	D	H	Non-Dir.	Repeat	Repeat	Repeat	Feet	
Patient chair	43	24	27 ³ / ₁₆	18 ³ / ₄	21	19 ⁵ / ₈	27	Entire Unit	2.0	2.5	4.0	5.0	39.8
								Back	1.8	2.0	2.3	2.7	35.4
								Seat	1.1	1.5	2.3	3.0	22.7
Bariatric chair	34 ¹ / ₈	32	27 ³ / ₁₆	18 ³ / ₄	29	19 ⁵ / ₈	27	Entire Unit	2.7	3.2	3.5	4.2	54.2
								Back	1.4	1.5	1.9	2.0	28.2
								Seat	1.4	1.9	2.3	3.0	27.7

TWILL™ SEATING

Finishes

Surface Materials

Table of Contents	➤ See page TW.1
Statement of Line	TW.2
Pricing	TW.3
Surface Materials	TW.5

Wood

Applies to:

- Twill seating

Price Group 1

BZ	Brazilwood
CO	Canyon
CI	Chai
CC	Cordoba
DF	Driftwood
KN	Kona
MW	Midtown
MH	Mocha
YO	Monterey
PC	Porcini
PB	Portobello
792	Sable
NW	Tuscan
WL	Willow

- See the *Surface Materials* chapter for a complete overview of the Interwoven materials program, including:
- Characteristics of wood
 - Customer-specified laminate (CSL)
 - Solid surface program
 - Alliance fabric program
 - In-line fabric program
 - Customer's own material (COM)
 - TB133 process

IMPORTANT: Hardwood finishes on seating are complementary to veneer finishes on casegoods and tables, but may not be a direct match due to the difference in substrates.

➤ Contact Customer Service for more information.

Additional standard Kimball finishes are available to coordinate with Workplace products.

➤ See www.kimball.com/materials

Table of Contents	➤ See page TW.1
Statement of Line	TW.2
Pricing	TW.3
Surface Materials	TW.5

Applies to:

- Twill seating

In-Line Seating Fabric

Price Grades 1–7

➤ See Surface Materials at www.interwovenhealth.com for the most up-to-date list of available seating fabric patterns.

In-Line Leather

Price Grades L7 and L8

➤ See Surface Materials at www.interwovenhealth.com for the most up-to-date list of available seating leather.

Alliance Program Fabric

Price Grades A–T

➤ See Surface Materials at www.interwovenhealth.com for a wide variety of graded-in fabrics from Arc-Com, Carnegie, CF Stinson, Designtex, Maharam, Mayer Fabrics, Momentum, and Ultrafabrics.

➤ Contact Customer Service for pricing for grades S and T.

➤ See the *Surface Materials* chapter for a complete overview of the Interwoven materials program, including:

- Characteristics of wood
- Customer-specified laminate (CSL)
- Solid surface program
- Alliance fabric program
- In-line fabric program
- Customer's own material (COM)
- TB133 process

Interwoven has analyzed each model to most accurately reflect the COM yardage requirements shown on the pricing pages. The yardage requirement for each model is based on 54"W fabric and cutting the fabric up the roll.

For COM widths other than 54", increase the yardage requirement by the factors below:

<i>Fabric width</i>	<i>Increase yardage</i>
50"–53"	15%
48"–49"	30%
45"–47"	45%

If repeat is larger than 18", contact Customer Service to confirm the correct amount of yardage required.

When ordering 10 or more chairs in the same COM, yardage requirements may be reduced.

➤ Contact Customer Service.